

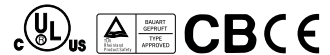


DR-480/DRP-480 series

480W Single output industrial DIN RAIL with PFC function
(PFC function for DRP-480 only)



- Built-in passive PFC function compliance to EN61000-3-2(For DRP-480)
- High efficiency 89% and low dissipation
- Protections: Short circuit/Over load/Over voltage/Over temperature
- Cooling by free air convection
- Built-in constant current limiting circuit
- Can be installed on DIN rail TS-35/7.5 or 15
- UL 508(industrial control equipment)approved
- EN61000-6-2(EN50082-2) industrial immunity level
- 100% full load burn-in test
- 3 years warranty

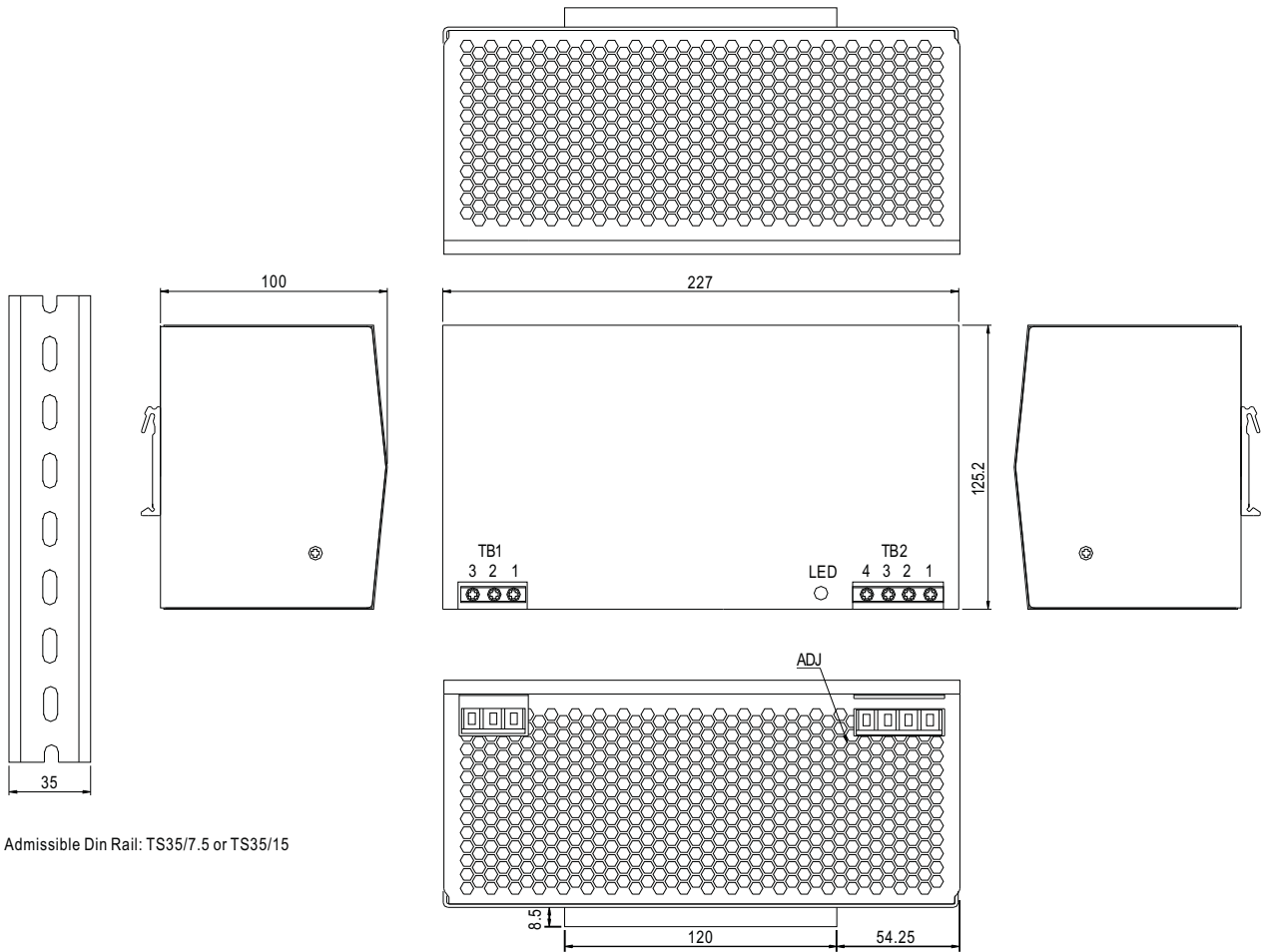


SPECIFICATION

MODEL	DR-480-24	DR-480-48	DRP-480-24	DRP-480-48	
OUTPUT	DC VOLTAGE	24V	48V	24V	48V
	RATED CURRENT	20A	10A	20A	10A
	CURRENT RANGE	0 ~ 20A	0 ~ 10A	0 ~ 20A	0 ~ 10A
	RATED POWER	480W	480W	480W	480W
	RIPPLE & NOISE (max.) Note.2	120mVp-p	120mVp-p	120mVp-p	120mVp-p
	VOLTAGE ADJ. RANGE	24 ~ 28V	48 ~ 53V	24 ~ 28V	48 ~ 53V
	VOLTAGE TOLERANCE Note.3	±1%	±1.0%	±1%	±1.0%
	LINE REGULATION	±0.5%	±0.5%	±0.5%	±0.5%
	LOAD REGULATION	±1%	±1.0%	±1%	±1.0%
SETUP, RISE, HOLD TIME	1200ms, 40ms, 16ms/230VAC at full load				
INPUT	VOLTAGE RANGE	180 ~ 264VAC 250 ~ 370VDC			
	FREQUENCY RANGE	47 ~ 63Hz			
	POWER FACTOR	≥ 0.7 (for DRP-480)			
	EFFICIENCY (Typ.)	89%			
	AC CURRENT	6A/230VAC		4A/230VAC	
	INRUSH CURRENT (max.)	COLD START 50A/230VAC			
	LEAKAGE CURRENT	<3.5mA / 240VAC			
PROTECTION	OVER LOAD	105 ~ 150% of rate load Protection type : Constant current limiting, recovers automatically after fault condition is removed			
	OVER VOLTAGE	30 ~ 36V	54 ~ 60V	30 ~ 36V	54 ~ 60V
	OVER TEMPERATURE	100°C ±5°C (TSW : Detect on heatsink of power switch) Protection type : Shun down o/p voltage, recovers automatically after temperature goes down			
ENVIRONMENT	WORKING TEMP., HUMIDITY	-20 ~ +70°C (Refer to output load derating curve), 20 ~ 90% RH non-condensing			
	STORAGE TEMP., HUMIDITY	-20 ~ +85°C, 10 ~ 95% RH			
	TEMP. COEFFICIENT	±0.03%/°C (0 ~ 50°C)			
	VIBRATION	10 ~ 500Hz, 2G 10min./1cycle, 60min. each along X, Y, Z axes			
SAFETY & EMC	SAFETY STANDARDS	UL508, TUV EN60950 Approved			
	EMI CONDUCTION & RADIATION	Compliance to EN55022 (CISPR22) Class B			
	HARMONIC CURRENT	Compliance to EN61000-3-2,-3, Class D(For DRP-480)			
	EMS IMMUNITY	Compliance to EN61000-4-2,3,4,5,6,8,11, ENV50204, EN61000-6-2 (EN50082-2) Heavy industry level, criteria A			
	WITHSTAND VOLTAGE	I/P-O/P:3KVAC I/P-FG:1.5KVAC O/P-FG:0.5KVAC			
ISOLATION RESISTANCE	I/P-O/P, I/P-FG, O/P-FG:100M Ohms/500VDC				
OTHERS	MTBF	180.9Khrs min. MIL-HDBK-217F (25°C)			
	DIMENSION	227*125.2*100mm (W*H*D)			
	PACKING	2.1Kgs/pcs, 6pcs/12.6Kgs/1.75CUFT			
NOTE	1. All parameters NOT specially mentioned are measured at 230VAC input, rated load and 25°C of ambient temperature. 2. Ripple & noise are measured at 20MHz of bandwidth by using a 12" twisted pair-wire terminated with a 0.1uf & 47uf parallel capacitor. 3. Tolerance : includes set up tolerance, line regulation and load regulation.				

Mechanical Specification

Case No.930 Unit:mm



Admissible Din Rail: TS35/7.5 or TS35/15

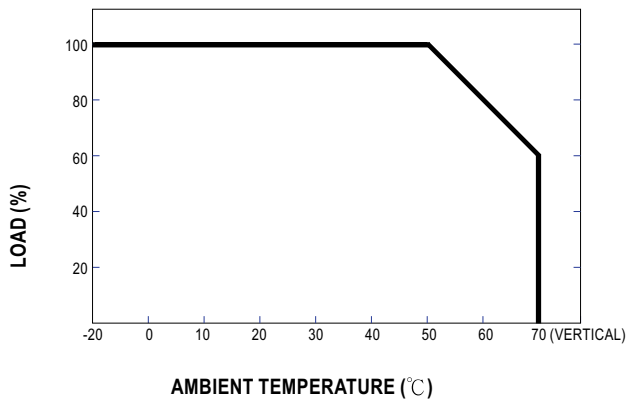
TB1 Terminal Pin. No Assignment

Pin No.	Assignment
1	AC/L
2	AC/N
3	FG

TB2 Terminal Pin. No Assignment

Pin No.	Assignment
1,2	DC OUTPUT +V
3,4	DC OUTPUT -V

Derating Curve



Output Derating VS Input Voltage

